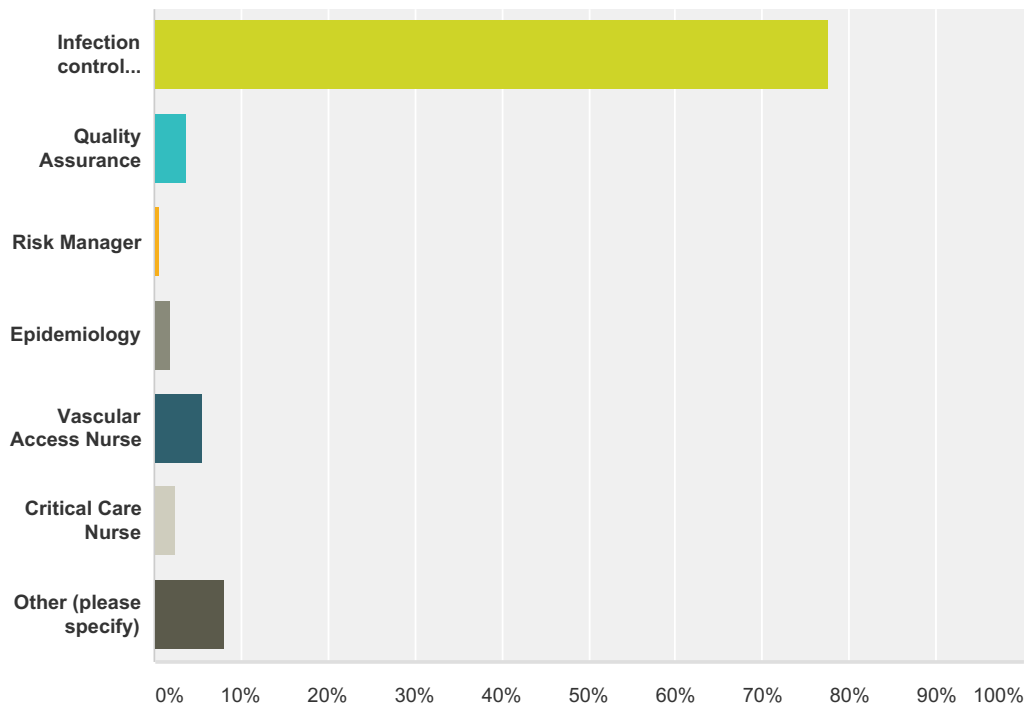


Q1 Which of these best fits your job description?

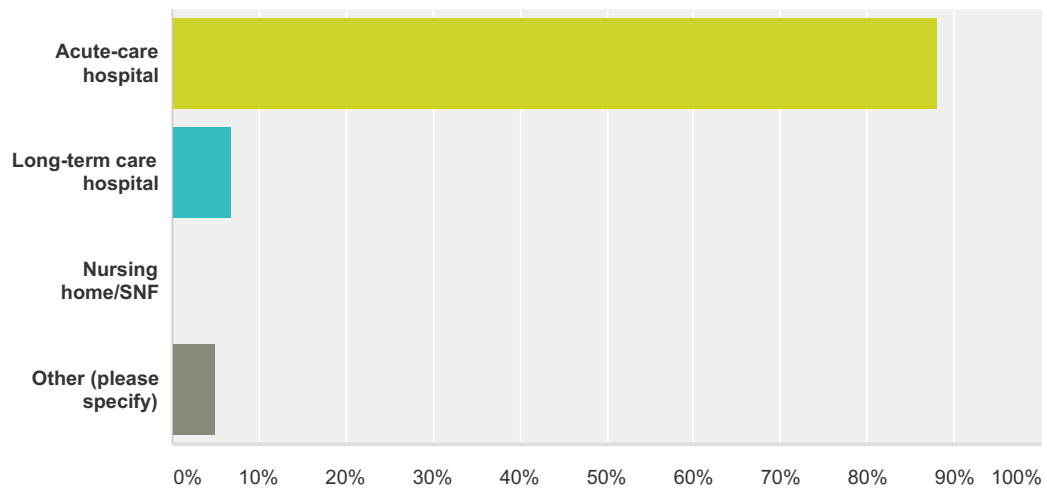
Answered: 161 Skipped: 0



Answer Choices	Responses
Infection control preventionists or infection control professional	77.64% 125
Quality Assurance	3.73% 6
Risk Manager	0.62% 1
Epidemiology	1.86% 3
Vascular Access Nurse	5.59% 9
Critical Care Nurse	2.48% 4
Other (please specify)	8.07% 13
Total	161

Q2 In what medical setting do you most frequently work?

Answered: 161 Skipped: 0



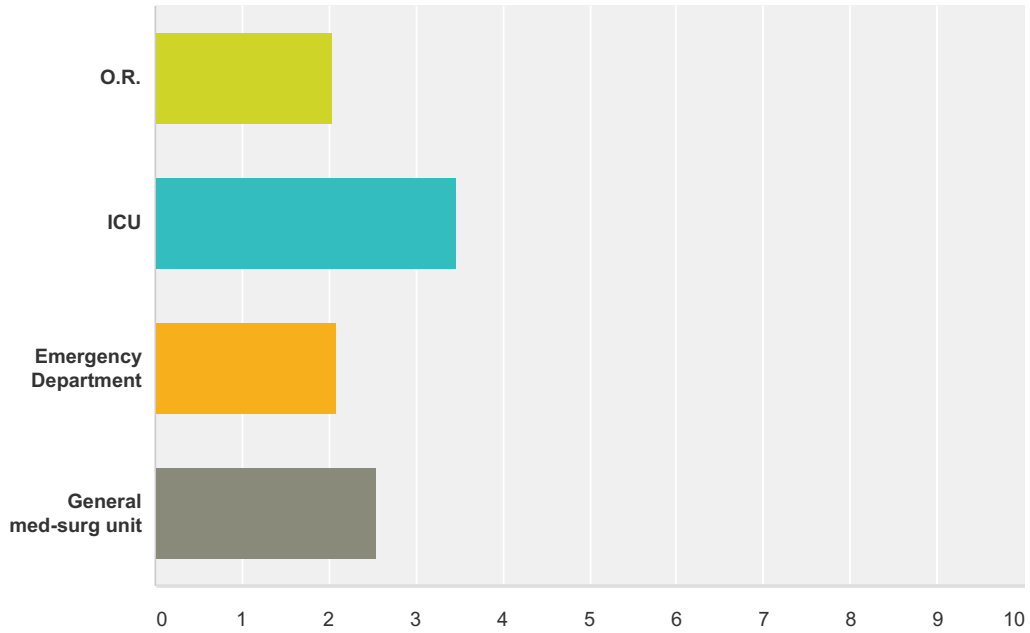
Answer Choices	Responses
Acute-care hospital	88.20% 142
Long-term care hospital	6.83% 11
Nursing home/SNF	0.00% 0
Other (please specify)	4.97% 8
Total	161

**Q3 If you work in an acute-care hospital,
how many beds does the hospital have?**

Answered: 144 Skipped: 17

Q4 If you work in an acute-care hospital, please rank in order of priority (1 being highest priority) where in your facility a new kind of indwelling urinary catheter would be assessed.

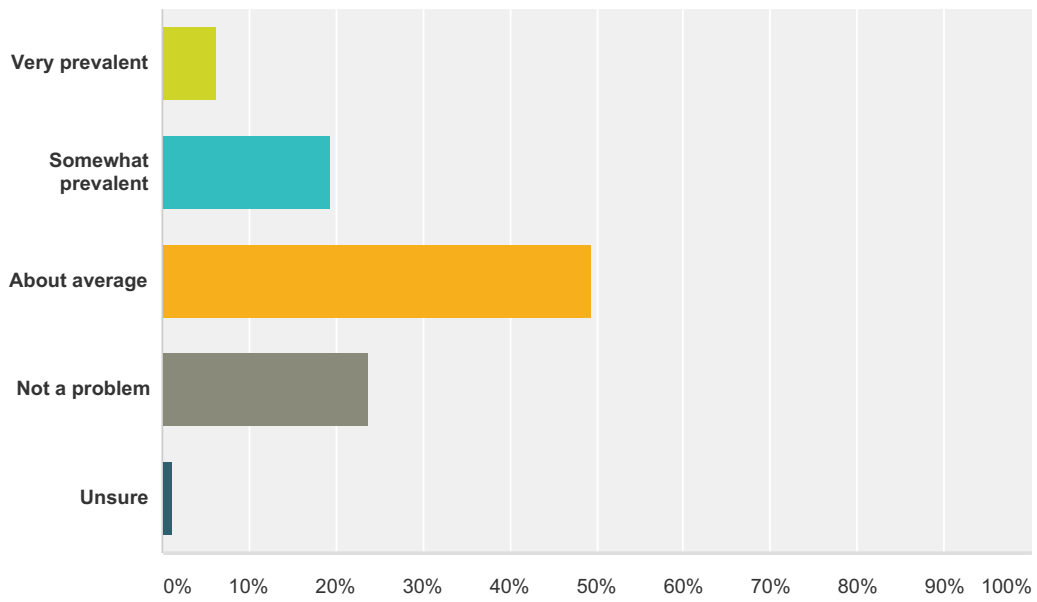
Answered: 148 Skipped: 13



	1	2	3	4	Total	Score
O.R.	8.70% 12	21.01% 29	35.51% 49	34.78% 48	138	2.04
ICU	65.22% 90	21.74% 30	7.97% 11	5.07% 7	138	3.47
Emergency Department	8.96% 12	23.13% 31	35.07% 47	32.84% 44	134	2.08
General med-surg unit	22.54% 32	33.80% 48	19.01% 27	24.65% 35	142	2.54

Q5 How prevalent is the CAUTI problem in your care setting?

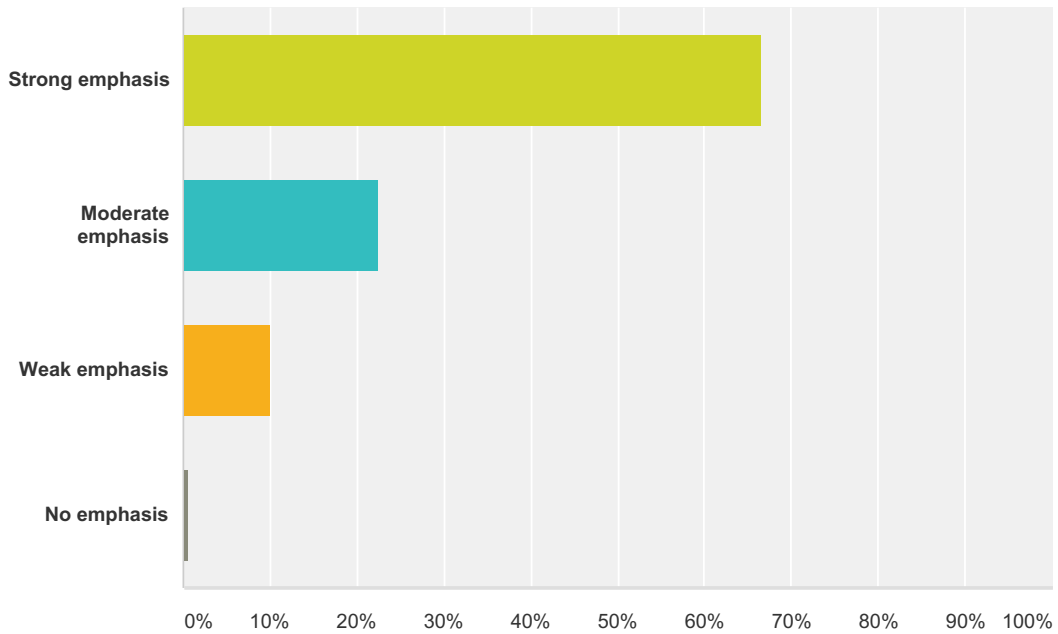
Answered: 160 Skipped: 1



Answer Choices	Responses
Very prevalent	6.25% 10
Somewhat prevalent	19.38% 31
About average	49.38% 79
Not a problem	23.75% 38
Unsure	1.25% 2
Total	160

Q6 How much emphasis is your administration putting on CAUTI reduction for 2015?

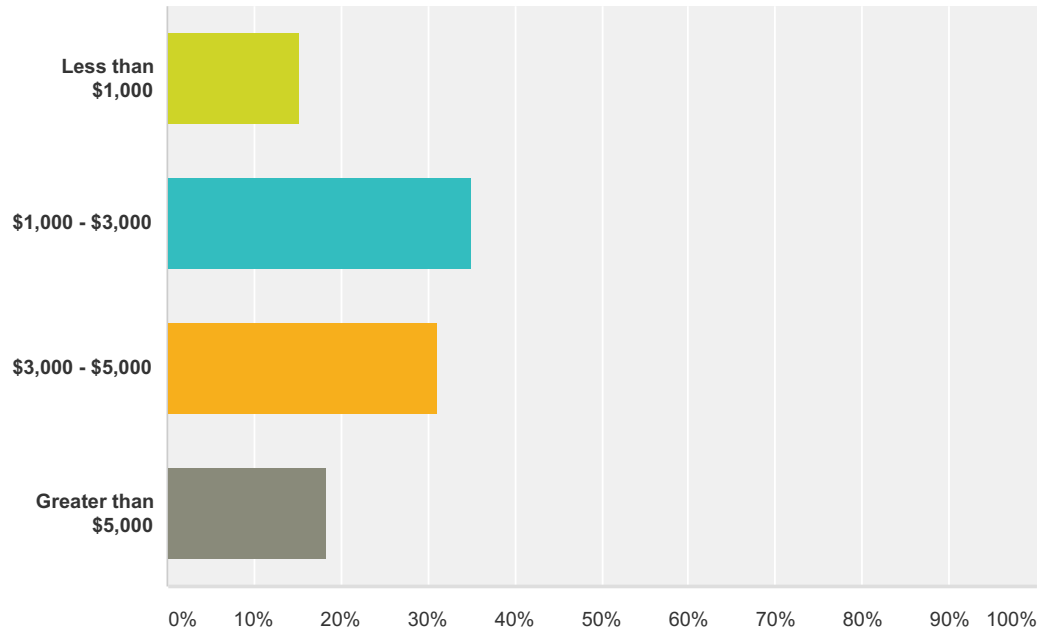
Answered: 159 Skipped: 2



Answer Choices	Responses
Strong emphasis	66.67% 106
Moderate emphasis	22.64% 36
Weak emphasis	10.06% 16
No emphasis	0.63% 1
Total	159

Q7 What is your best estimate of the cost to your facility when a patient gets a simple CAUTI (including length of stay, materials and treatment cost?)

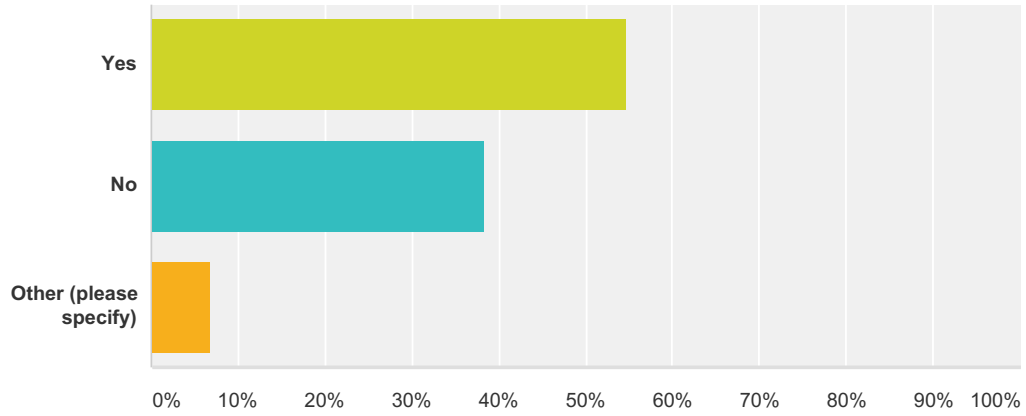
Answered: 157 Skipped: 4



Answer Choices	Responses
Less than \$1,000	15.29% 24
\$1,000 - \$3,000	35.03% 55
\$3,000 - \$5,000	31.21% 49
Greater than \$5,000	18.47% 29
Total	157

Q8 Are you concerned that your facility's nurses are not adequately complying with recommended protocols to reduce CAUTIs?

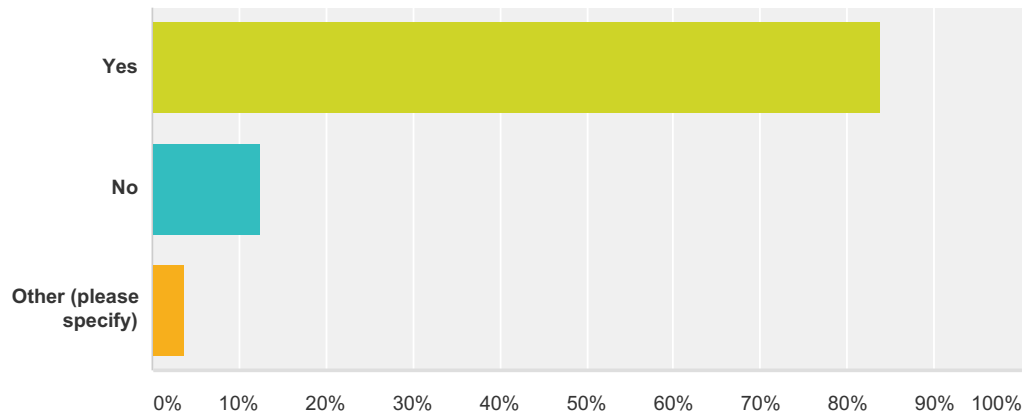
Answered: 161 Skipped: 0



Answer Choices	Responses
Yes	54.66% 88
No	38.51% 62
Other (please specify)	6.83% 11
Total	161

Q9 Given the current protocols to reduce CAUTIs, do you think zero CAUTIs for consecutive months at a time is attainable?

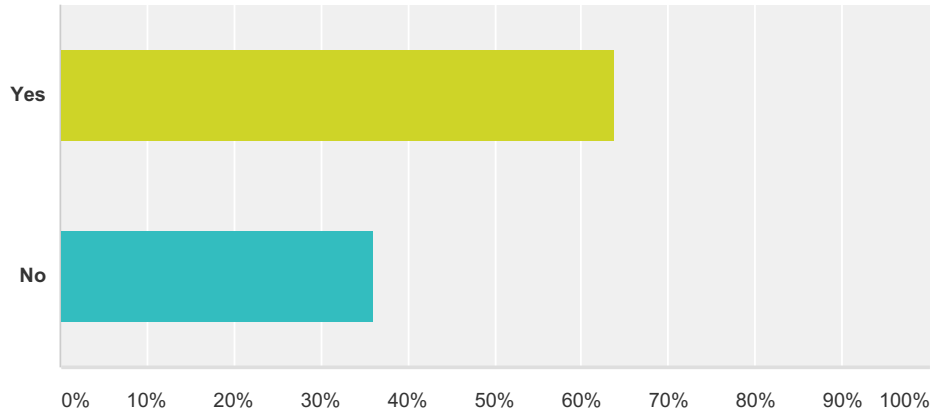
Answered: 161 Skipped: 0



Answer Choices	Responses	
Yes	83.85%	135
No	12.42%	20
Other (please specify)	3.73%	6
Total		161

Q10 Have you ever had a period of no CAUTI in your facility for at least three months?

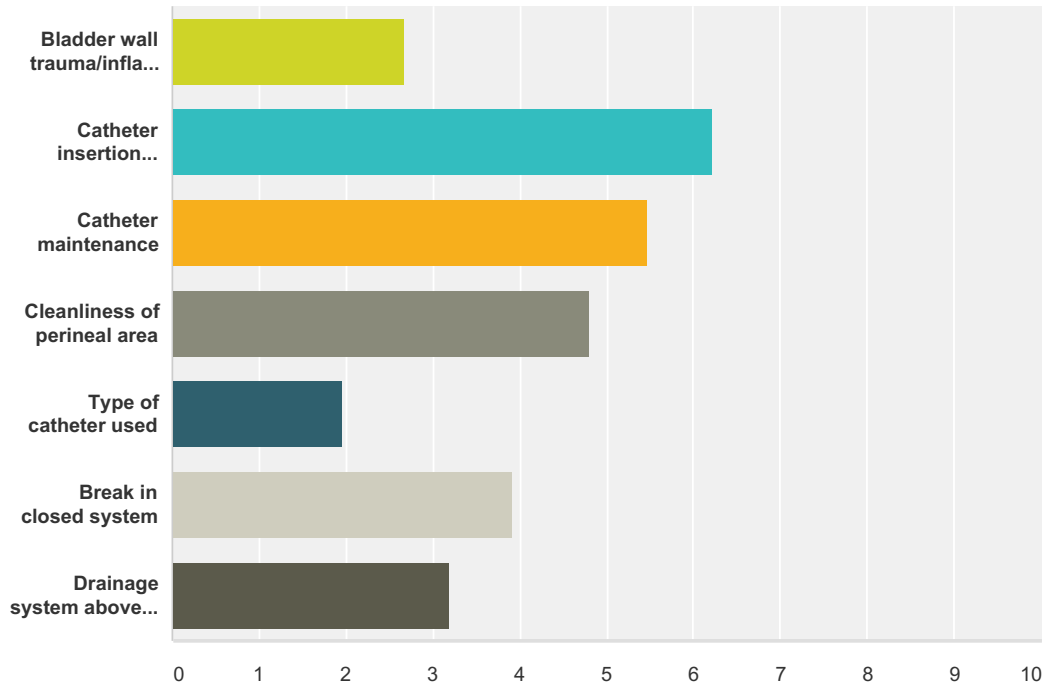
Answered: 158 Skipped: 3



Answer Choices	Responses
Yes	63.92% 101
No	36.08% 57
Total	158

Q11 Please rank in order of importance (1-7, with 1 being the most important) how much each of these factors influences the risk of developing a CAUTI:

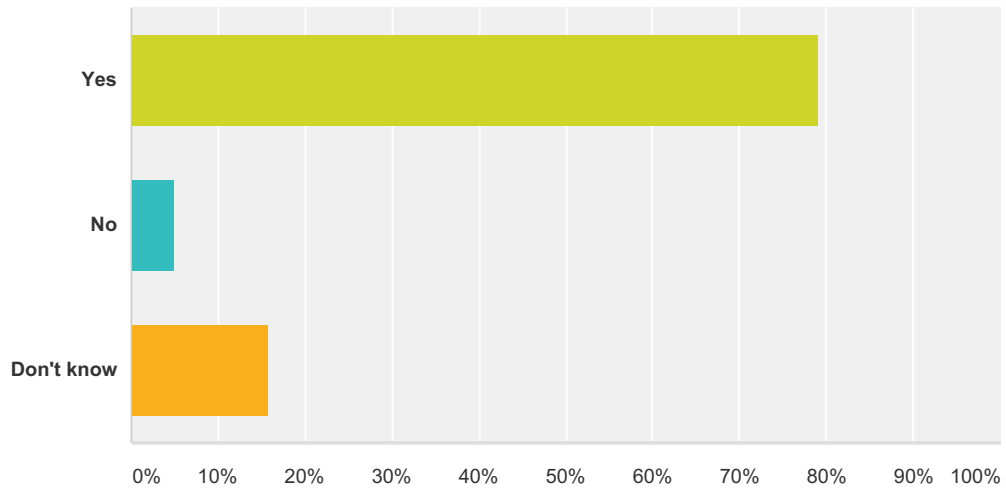
Answered: 160 Skipped: 1



	1	2	3	4	5	6	7	Total	Score
Bladder wall trauma/inflammation	1.28% 2	5.13% 8	7.69% 12	12.82% 20	16.67% 26	30.77% 48	25.64% 40	156	2.67
Catheter insertion practice	60.90% 95	19.87% 31	9.62% 15	4.49% 7	1.28% 2	3.21% 5	0.64% 1	156	6.22
Catheter maintenance	21.43% 33	37.01% 57	21.43% 33	10.39% 16	6.49% 10	3.25% 5	0.00% 0	154	5.47
Cleanliness of perineal area	12.74% 20	20.38% 32	33.76% 53	12.74% 20	12.10% 19	4.46% 7	3.82% 6	157	4.80
Type of catheter used	1.27% 2	1.27% 2	1.91% 3	10.83% 17	9.55% 15	22.93% 36	52.23% 82	157	1.96
Break in closed system	3.90% 6	13.64% 21	14.94% 23	25.32% 39	25.97% 40	13.64% 21	2.60% 4	154	3.93
Drainage system above bladder level	0.63% 1	5.03% 8	11.32% 18	23.90% 38	26.42% 42	20.13% 32	12.58% 20	159	3.19

Q12 Do you think that Foley catheters can cause trauma to the wall/lining of the bladder?

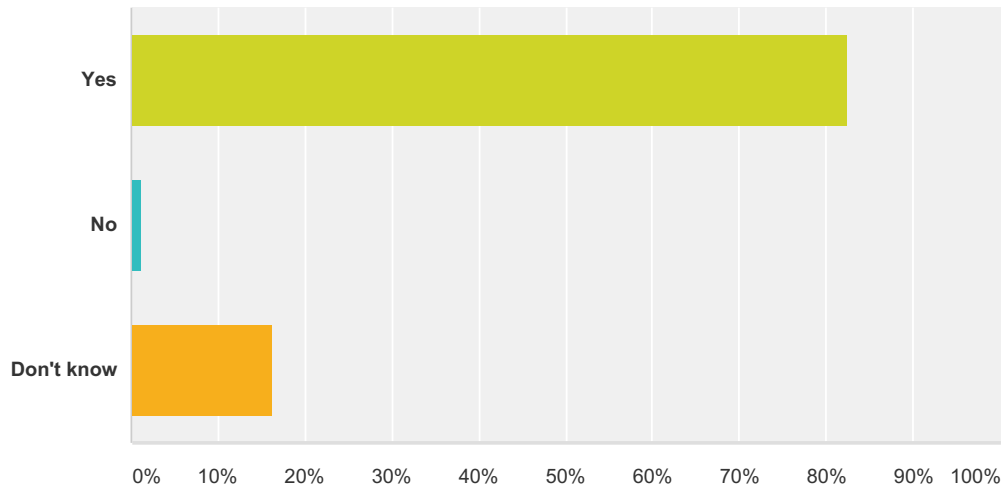
Answered: 158 Skipped: 3



Answer Choices	Responses
Yes	79.11% 125
No	5.06% 8
Don't know	15.82% 25
Total	158

Q13 In your opinion, could trauma to the bladder wall/lining increase the risk of CAUTI?

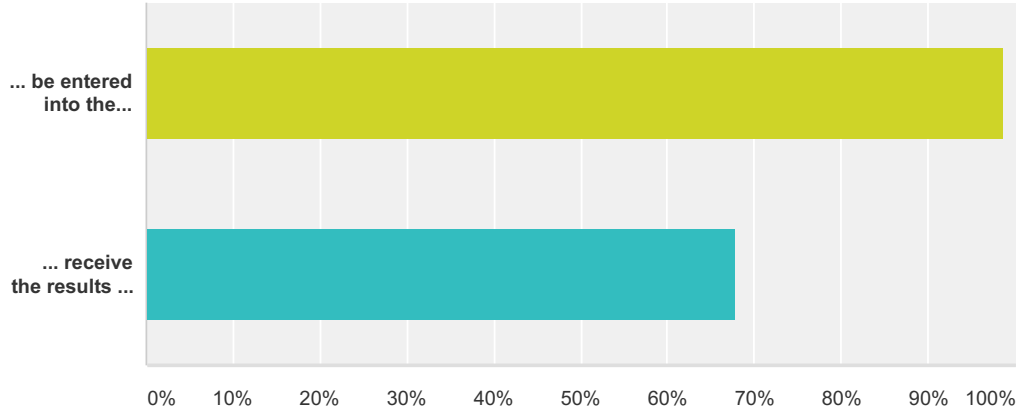
Answered: 160 Skipped: 1



Answer Choices	Responses
Yes	82.50% 132
No	1.25% 2
Don't know	16.25% 26
Total	160

Q14 Please enter your email address if you would like to...(Note: The drawing portion of this survey is complete.)

Answered: 149 Skipped: 12



Answer Choices	Responses
... be entered into the drawing for a \$200 Amazon.com gift card	98.66% 147
... receive the results of this survey	67.79% 101
Total Respondents: 149	